

Tracking Space Activity with Content Flow

Requires

CONTENT FLOW

Tracking Space Activity with Content Flow

Prompt

Set up powerful and actionable analytics to learn about space views over time.

Outcome

Replace me with a more complete explanation of what this how-to accomplishes.

Steps

Navigate to the Page Statuses configuration page.

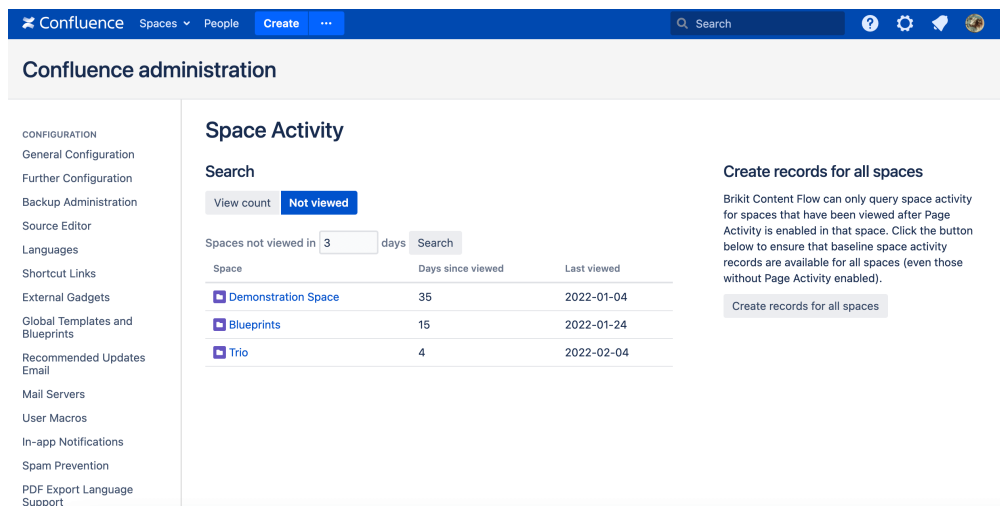
Only users with [System Administrator](#) privileges may access this page. There are two ways to get there:

1. Navigate via [Confluence Administration menu](#):




Gear icon  in the **Confluence header** **General Configuration** **Space Activity** link, under Brikit Content Flow in the sidebar

2. Direct URL:

<your [Confluence base URL](#)>/contentflow/global/spaceactivity.action



The screenshot shows the Confluence administration interface. The top navigation bar includes 'Confluence', 'Spaces', 'People', 'Create', and a search bar. The main header is 'Confluence administration'. On the left sidebar, under 'CONFIGURATION', there is a list of links including 'General Configuration', 'Further Configuration', 'Backup Administration', 'Source Editor', 'Languages', 'Shortcut Links', 'External Gadgets', 'Global Templates and Blueprints', 'Recommended Updates', 'Email', 'Mail Servers', 'User Macros', 'In-app Notifications', 'Spam Prevention', 'PDF Export Language', and 'Support'. The main content area is titled 'Space Activity'. It has a 'Search' section with two buttons: 'View count' and 'Not viewed'. Below this is a search filter: 'Spaces not viewed in' followed by a dropdown menu showing '3' and 'days', and a 'Search' button. A table displays the results of the search:

| Space | Days since viewed | Last viewed |
|---|-------------------|-------------|
|  Demonstration Space | 35 | 2022-01-04 |
|  Blueprints | 15 | 2022-01-24 |
|  Trio | 4 | 2022-02-04 |

On the right side of the 'Space Activity' section, there is a note titled 'Create records for all spaces' which states: 'Brikit Content Flow can only query space activity for spaces that have been viewed after Page Activity is enabled in that space. Click the button below to ensure that baseline space activity records are available for all spaces (even those without Page Activity enabled)'. Below this note is a button labeled 'Create records for all spaces'.

Create reports to see Space Activity

Click "View count" or "Not viewed", enter the number of days, and click "Search". This will return a list of spaces that have been viewed (or not viewed) since the days you specified, along with their view count, days since viewed, or last viewed date (depending on the option selected).

Note



Set the baseline space activity

Brikit Content Flow can only query space activity for spaces that have been viewed after [Page Activity is enabled](#) in that space. Click the "Create records for all spaces" button to ensure that baseline space activity records are available for all spaces (even those without Page Activity enabled).

Tip

Warning

Info

Related

- [Tracking Page Activity with Content Flow](#)
- [Creating a Review or Archive Policy](#)
- [How to Use Labels and Macros to Track Work](#)