Brikit Calendar Integrations

Calendar Integrations

Align teams, schedules, and resources in Atlassian Confluence.

Feature beautiful visibility into key events from your Outlook calendar.

Link

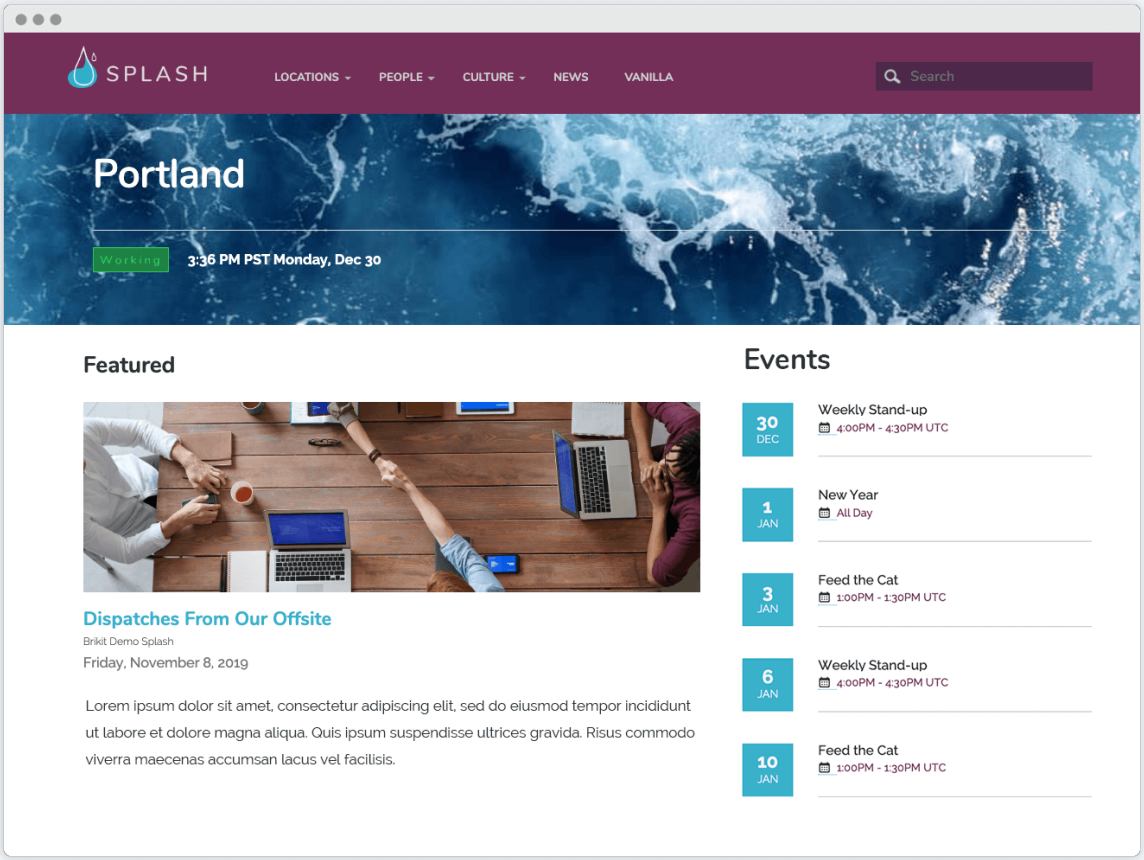

Easily display events in list or calendar format, to ease planning and scheduling.

Link

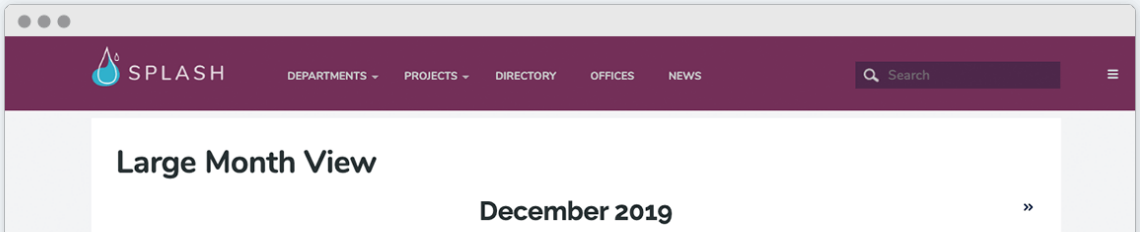

Display upcoming events, milestones, and meetings from Microsoft Outlook.

Link

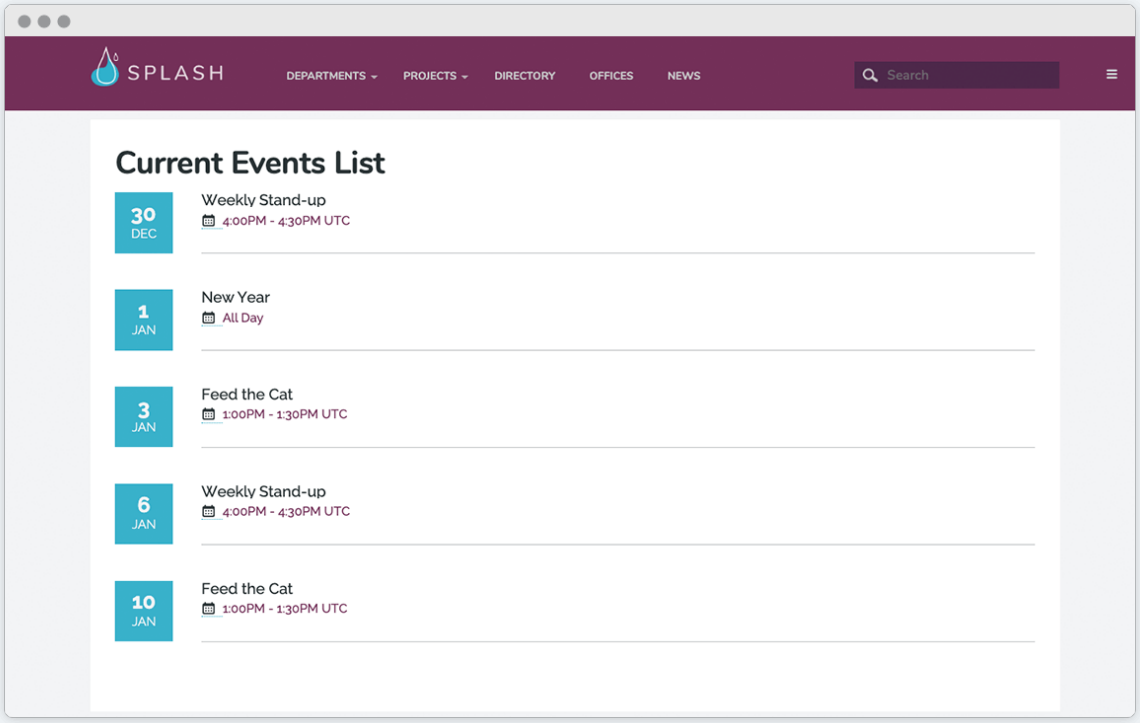

What is Calendar Integrations?

Calendar Integrations, an add-on to Atlassian Confluence, offers visibility into key events from your Microsoft Outlook calendar. Display events in either list or calendar format, to help you and your team organize around upcoming events, project milestones, and future meetings. Alternately, with an "availability" configuration of the app, you can enable quick access to your organization's resources, such as room reservations and available meeting times.

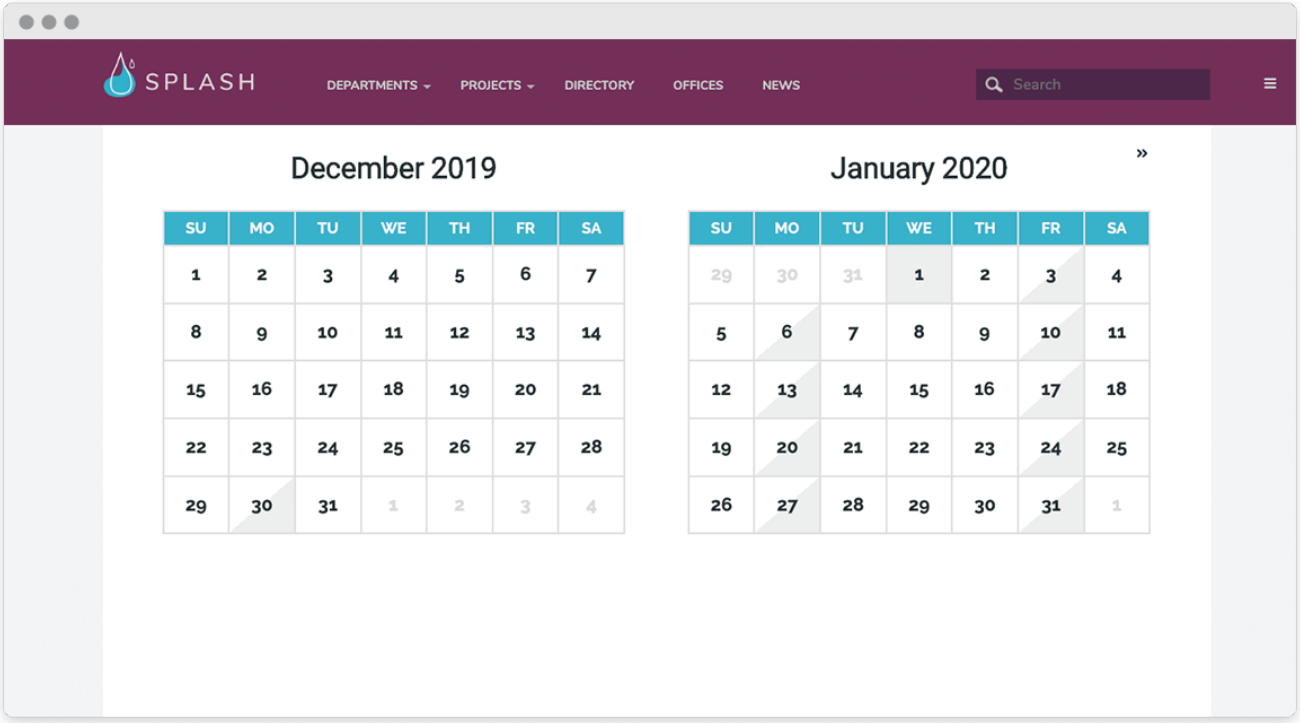

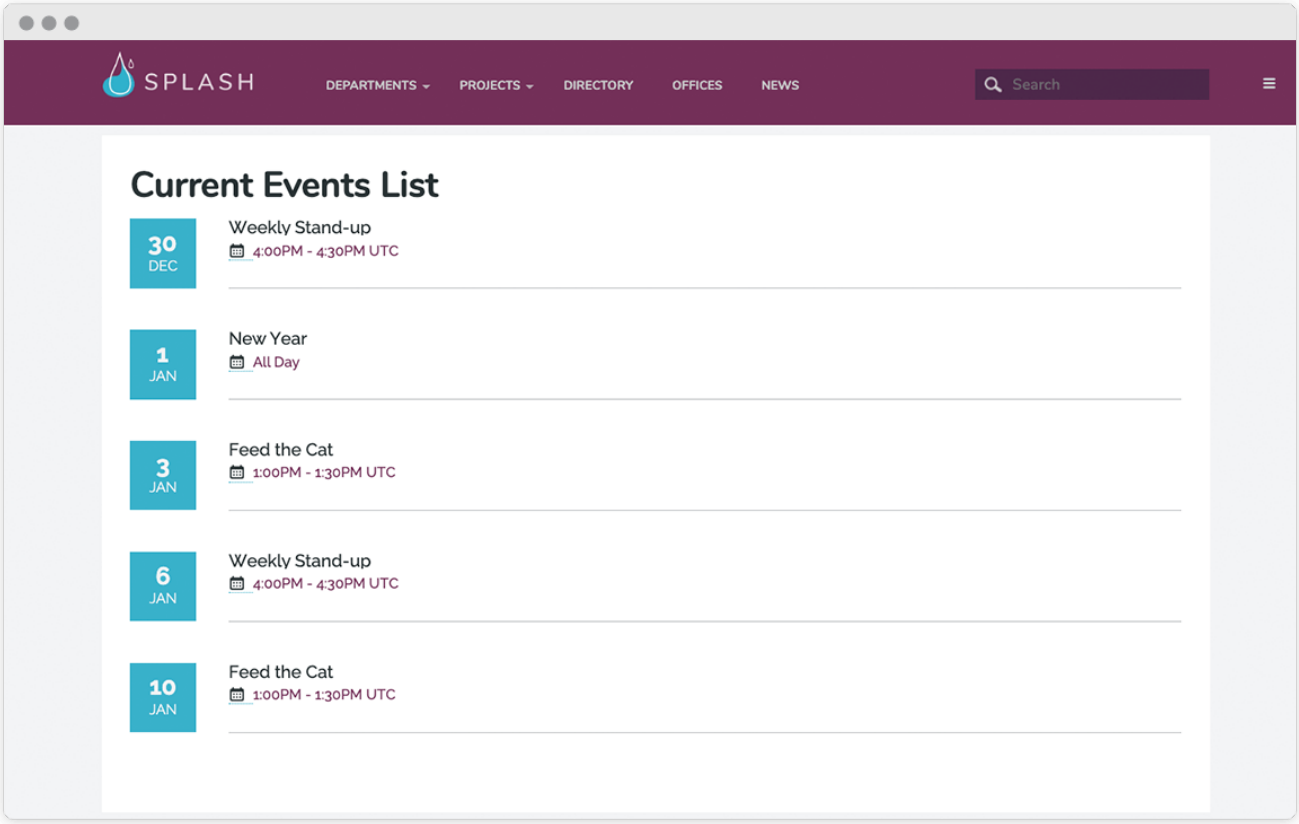

What You Can Do

- Display events in list or calendar format to see upcoming events, project milestones, and meetings from Microsoft Outlook.
- Display unscheduled time on a resource calendar to show what's available, and to help your team plan better.
- Filter a subset of calendar events from a busy calendar. Pull events from many calendars to display together or separately.
- Simplify access through centralized configuration of multiple logins, and then pull events from different calendars.

Product Support

Latest Release

Product Documentation

- Setting up an Outlook Calendar Integration
- Outlook Calendar Events Month View Macro
- Outlook Calendar Events Browser Macro

Hidden Rich Link Source

Meet the Product

Part of the Brikit: The Digital Workplace Design Platform, Theme Press works seamlessly with Atlassian Confluence to create well-branded sites that engage users. This translates into more consistent use and improved productivity. The app removes barriers to adoption by letting users make design and content changes without programming. With Theme Press you can transform the look and functionality of your Confluence knowledge bases, intranets, websites, and portals.

How Theme Press works

Theme Press gets you up-to-speed fast and easy. With one click, you can create a new intranet space, complete with example pages to explore and modify.

The app uses easy-to-edit template pages (called architect pages) that define and format page elements, including separate ones for the header, footer, an d banner areas. These pages can be copied, renamed, modified, and then used as formatting alternatives, for an entire space or on a page-by-page basis. Menus are also defined by architect pages, and both menu style and choices can be easily customized.

With Theme Press, you have a page (a layout architect page) that defines the structure of your content display. You can change the layout from a single content block (the Confluence default) to whatever combination of blocks, columns and layers suits your content best. With the readily available Theme Press Control Panel, users can define what page elements are visible in the layout, such as breadcrumbs; page title; likes & labels; etc.

Layouts can include pre-configured content and structure so that a user's new pages are consistent with existing content. Using pre-built and easy-to-use code tools (macros), pages can dynamically include pre-labeled content from across your site in real time. Other macros can do everything from basic formatting to advanced searching–all without knowing code or programming–allowing users to build out rich pages and content easily as they grow more comfortable.

The Theme Designer lets you engage in theming--working with color palettes, fonts, and logo placements--to visually design pages that best reflect your company's brand. You can move objects such as the search bar, menus, header, footer, page title, and others to create a comfortable, functional, and consistent look-and-feel.

What Theme Press does for Confluence

Once you're using Theme Press to manage your themes, a multitude of options are opened up. Websites are more consistently branded and controlled--becoming friendlier and more engaging to users.

- Create different layouts to display your content most effectively
  - Showcase content in multiple columns and blocks, instead of a single block
  - Add pre-determined content into a new page based on the layout
- Manage color palettes to match your visual identity
  - Provide pre-approved palettes for users
  - Allow flexibility but assure consistency and proper usage
- Make custom font choices to match your needs
- Change out logos to control your brand
- Customize menus to provide effective navigation
  - Select from a variety of different menu types to match your needs
- Use expandability to make pages more accessible but still rich with content
  - Expanding blocks open up to reveal
  - Spinning blocks give two sides
- Design for mobile and accessibility
  - Don't Repeat Yourself–multiple views to the same content
- Theme Press macros can aggregate and display site content in a variety of ways and control access
  - Display live content from multiple pages
  - Include content from other pages to assure consistency (Don't Repeat Yourself!)
  - Restrict content by user or group