

# Built-In Page Layouts.mobile.phone

## Prompt

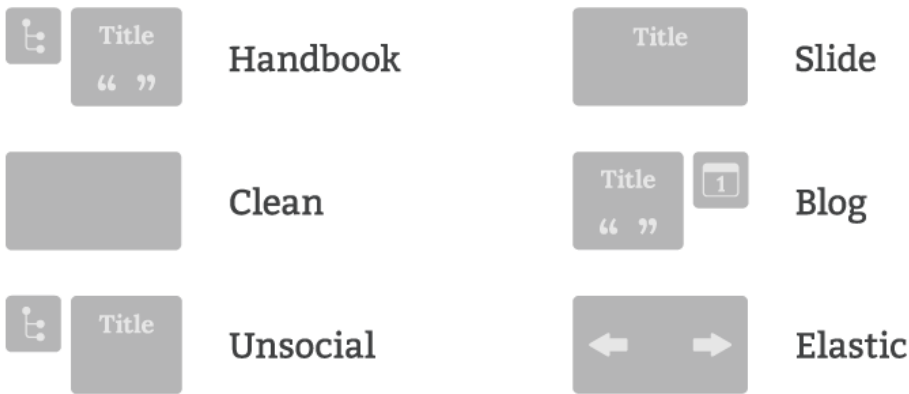
Theme Press comes with a few built-in page layouts you can apply to your site.

## Reference




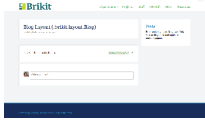

Each layout lives in an [architect page](#) in the [Theme Press Default Space](#).

With the built-in layouts in Brikit Theme Press, you can:

- Use any one as it is already configured;
- Customize any one by making adjustments to suit your design needs; or
- Create a new, similar layout by first making a copy of any one you'd like to start from.



## Built-in Layouts

Name	Description	Layout
Handbook*	Documentation-style layout that contains the <a href="#">Page Tree</a> macro in the left column. Also shows <a href="#">page title</a> , <a href="#">breadcrumbs</a> , <a href="#">page information</a> , <a href="#">likes and labels</a> , and <a href="#">comments</a> .	
Slide	Simple layout that shows <a href="#">page title</a> , <a href="#">breadcrumbs</a> , and <a href="#">page info</a> . Useful as presentation slides.	
Clean**	Blank slate from which to start your design. <a href="#">Page elements</a> are hidden.	
Blog	Simple layout that contains the <a href="#">Blog Tree</a> macro in the right column. Also shows <a href="#">page title</a> , <a href="#">page information</a> , <a href="#">likes and labels</a> , and <a href="#">comments</a> .	
Unsocial	Similar to the Handbook layout minus <a href="#">likes</a> , <a href="#">labels</a> and <a href="#">comments</a> .	

Elastic	Similar to the Handbook layout but expands and retracts as the browser changes size.	
---------	--	---

\*previously named **Default Layout**

\*\*previously named **Landing Page**

# Related Links

## Related

- [Changing the Layout for a Specific Page ORIGINAL](#)
- [Creating a New Layout ORIGINAL](#)
- [Editing a Layout Page ORIGINAL](#)
- [Setting an Architect Page as the Site Default ORIGINAL](#)