

Built-In Page Layouts.mobile.phone

Prompt

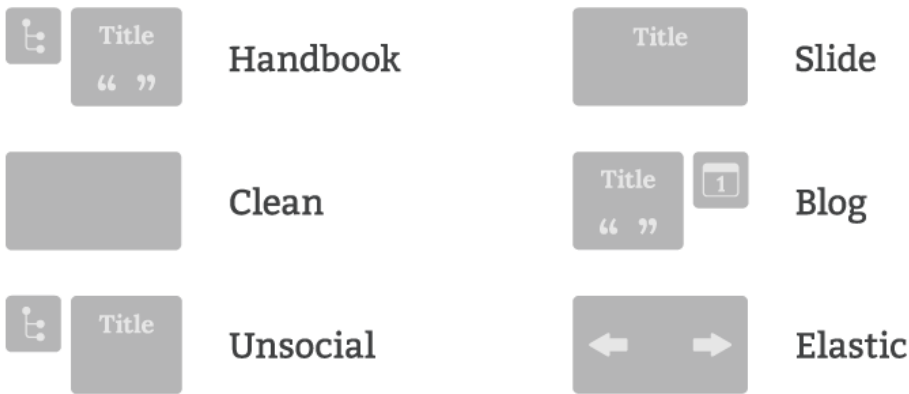
Theme Press comes with a few built-in page layouts you can apply to your site.

Reference




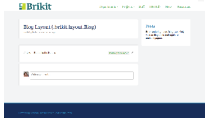

Each layout lives in an [architect page](#) in the [Theme Press Default Space](#).

With the built-in layouts in Brikit Theme Press, you can:

- Use any one as it is already configured;
- Customize any one by making adjustments to suit your design needs; or
- Create a new, similar layout by first making a copy of any one you'd like to start from.



Built-in Layouts

Name	Description	Layout
Handbook*	Documentation-style layout that contains the Page Tree macro in the left column. Also shows page title , breadcrumbs , page information , likes and labels , and comments .	
Slide	Simple layout that shows page title , breadcrumbs , and page info . Useful as presentation slides.	
Clean**	Blank slate from which to start your design. Page elements are hidden.	
Blog	Simple layout that contains the Blog Tree macro in the right column. Also shows page title , page information , likes and labels , and comments .	
Unsocial	Similar to the Handbook layout minus likes , labels and comments .	

Elastic	Similar to the Handbook layout but expands and retracts as the browser changes size.	
---------	--	---

*previously named **Default Layout**

previously named **Landing Page

Related Links

Related

- [Changing the Layout for a Specific Page ORIGINAL](#)
- [Creating a New Layout ORIGINAL](#)
- [Editing a Layout Page ORIGINAL](#)
- [Setting an Architect Page as the Site Default ORIGINAL](#)