

# Brikit Content Flow



Streamline business processes  
and keep your information current in Atlassian Confluence.

## P1- Mobile 1

## P1- Mobile 2

### What is Content Flow?

Brikit Content Flow offers easy business workflows for Atlassian Confluence. Take control of your content, keeping it fresh and relevant with streamlined approval and publication workflows, scheduled content releases, and planned archiving.

LOCATIONS ▾PEOPLE ▾CULTURE ▾NEWSVANILLA

OverviewPermissionsContent ToolsLook and FeelIntegrationsAdd-ons

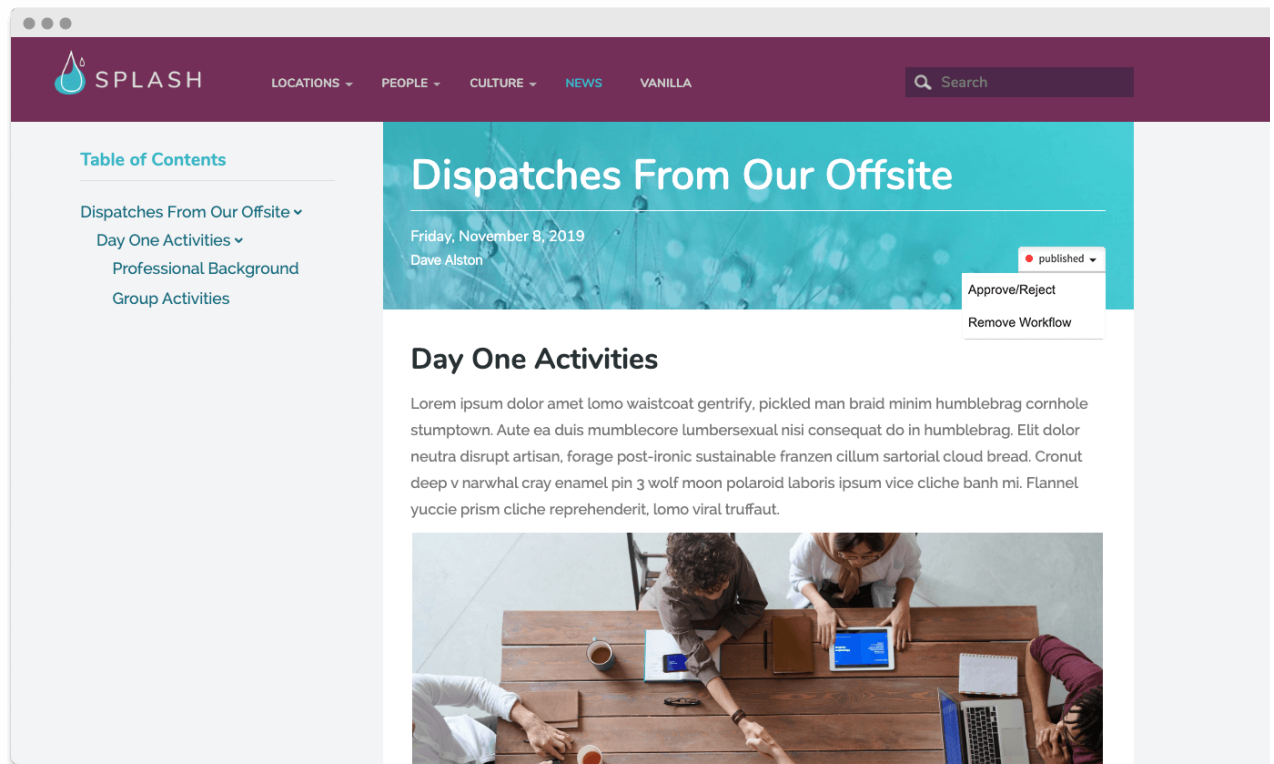
Available WorkflowsWorkflow StatusReview and ArchiveArchived PagesScheduled PagesAudit Bandana

Available Workflows In Space

Name	Type	Visibility	Pages	Reviewers	Labels	Automatic	Actions
My Publishing Workflow	Publishing	All Spaces	0	<div><div>Editor</div><div>Dave</div><div>Tester</div><div>StepLabel</div></div>	Workflow Label	✓	⚙️
Page Preview	Publishing	All Spaces	0	<div><div>Editor</div></div>			⚙️

+ Workflow

☐ Disable workflows for this space



## How Content Flow Works

The Content Flow app integrates seamlessly with your Confluence instance. For an approval or publication workflow, the app adds restrictions to your content, based on the workflow path you design, and only releases those restrictions when the appropriate users have approved the content. Alerting users when their approval is required, Content Flow adjusts restrictions and passes content forward (or back, if unapproved) according to the workflow rules. For scheduling, Content Flow applies restrictions that are set to your timeline and publishes as you desire. For archiving, the app sets up a review flag that is tied to your timetable, and based upon the reviewer's actions, either resets the clock, or moves the content to a chosen location.

### What You Can Do

#### Workflows

Review, track, notify, and forward content to automatically collect feedback, route information, and manage approvals.

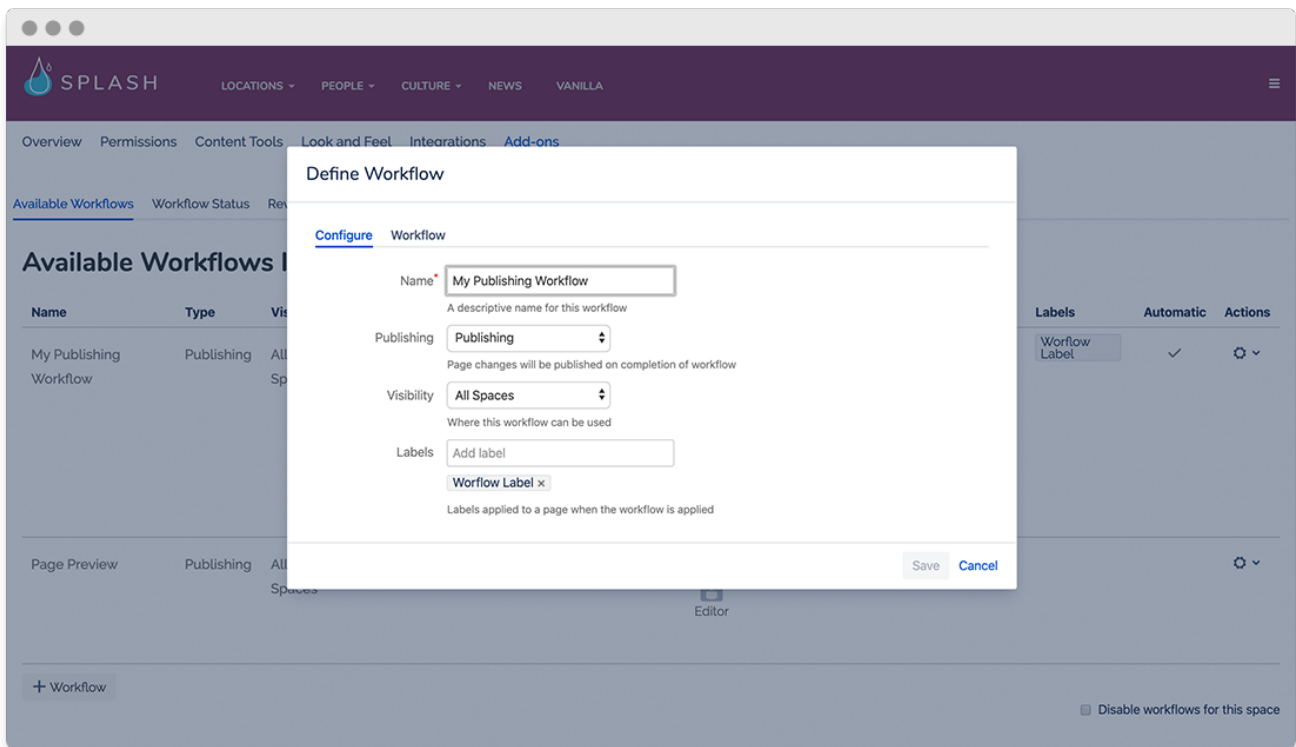
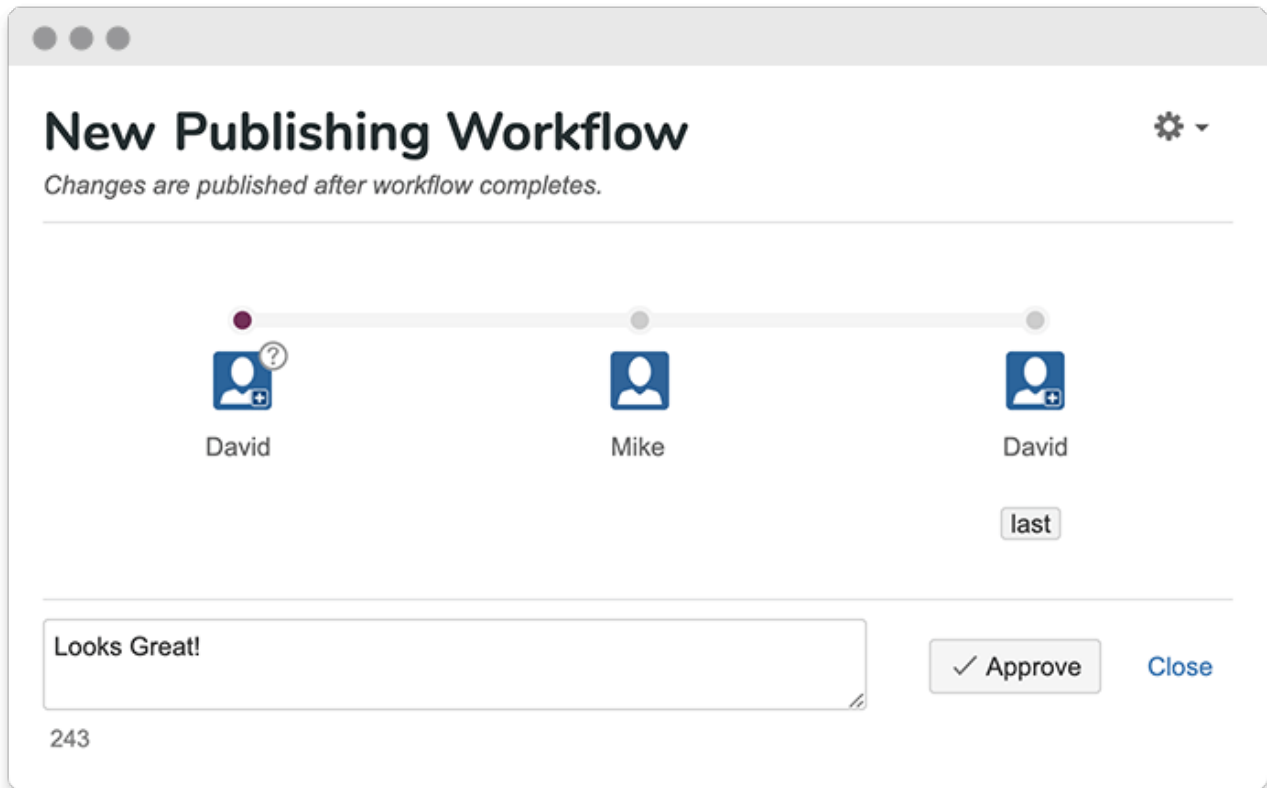
- Keep content hidden until fully approved with publication workflows.
- Ensure specified users or groups have eyes on content with routing workflows.
- Define as many stepped reviews as you like, in the order you wish.
- Apply labels at each review step, leveraging control and search of content.

#### Archiving Policy

- Control archiving reviews with specified timeframes for review.
- Predetermine outcomes depending upon if the review is completed.

#### Scheduling

Set specific dates and times for publishing and archiving of content.



Product Support  
Latest Release  
Product Documentation

- [Installing Content Flow](#)
- [Creating a Workflow](#)
- [Creating a Review or Archive Policy](#)
- [Workflow Status Macro](#)

## Hidden Rich Link Source



Unknown Attachment

Streamline business processes and keep your information current in Confluence.