

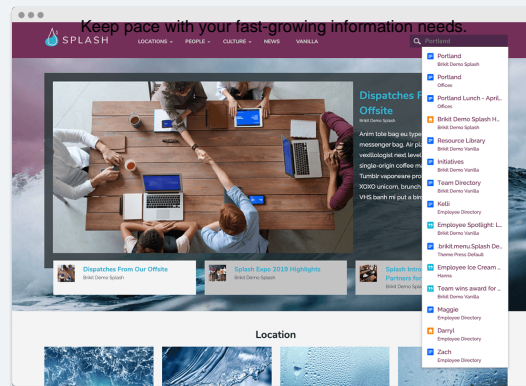
Brikit Targeted Search



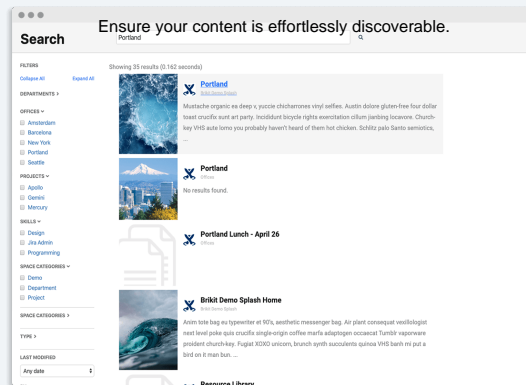
Point-and-click advanced search for Atlassian Confluence, helping your users find what they need, fast.

Carousel Desktop

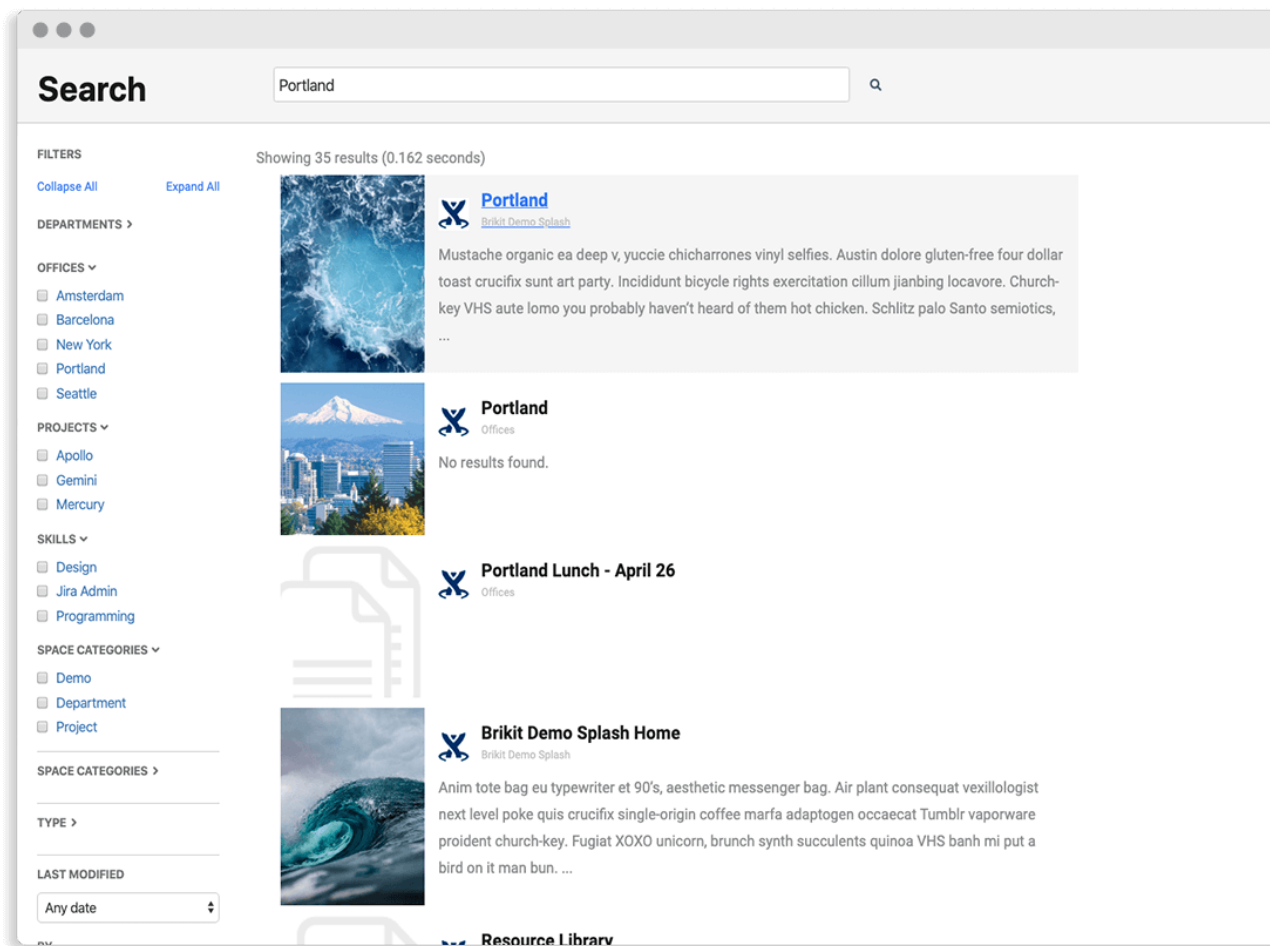
[Link](#)



[Link](#)



Carousel Mobile



What is Targeted Search?

As a powerful add-on to Confluence, Targeted Search takes the guesswork out of organizing content, helping users drill down to find exactly what they're looking for. Deployed to select spaces for team use, or site-wide for a consistent search experience, Targeted Search helps you keep pace with your fast-growing information needs.

How Targeted Search Works

Targeted Search maximizes search functionality with integrated search capability. Configured filter groups empowers the search experience, offering focused results similar to online commerce searches familiar to most users. Additionally, custom Targeted Search macros offer advanced on-page search functionality not available with out-of-the-box Confluence, tapping advanced labeling mechanisms and querying to surface information just where you want it.

Insert 'Interactive Search' Macro

Show Filter Group(s)

Displays the specified filter group(s) for the user to choose from. Use a comma-separated list of filter groups by name. Ignored if Filter List is specified.

Filter List

Displays the specified filters for the user to choose from in a simple radio button list. Use a comma-separated list of filter labels or names.

Use Pulldown Menus

Toggles display between multi-select pickers and single-select pulldown menus.

Search Space Categories

Preview

[Select macro](#)

The screenshot shows the 'Confluence administration' page with a sidebar on the left and a main content area. The sidebar includes sections for 'CONFIGURATION' (General Configuration, Further Configuration, Backup Administration, Manage Referrers, Source Editor, Languages, Shortcut Links, External Gadgets, Global Templates and Blueprints, Import Templates, Recommended Updates Email, Mail Servers, User Macros, Slack integration, In-app Notifications, Hipchat Integration, Attachment Storage, Spam Prevention, PDF Export Language Support, Configure Code Macro) and 'BRIKIT TARGETED SEARCH' (Search Filters, Folksonomy). The main content area is titled 'Targeted Search Filters' and contains a table with columns: Name, Label, Count, Visible To, and Actions. The table lists various filter groups and their associated labels and counts.

Name	Label	Count	Visible To	Actions
Application ▾				
Confluence Label	confluence-label	0	demo ×	⚙️
Onboarding	onboarding	2		⚙️
Tech Support	tech_support	3		⚙️
Content Status ▾				
Featured	featured	3	demo ×	⚙️
Content Type ▾				
Announcements	announcements	4		⚙️
Article	article	13		⚙️
Employee	employee	29		⚙️
FAQs	faqs	3		⚙️
Lunch Menu	lunch_menu	3		⚙️
Must Read	must-read	13		⚙️
New Hire	new_hire	5		⚙️
Newsletters	newsletters	3		⚙️
Office	office	5		⚙️
Policy	policy	2		⚙️
Projects	projects	2		⚙️

What You Can Do

- Tune search specifications space by space
- Configure filter groups so users are empowered to drill in to exactly what they are looking for
- Tightly control results, using specific filters and macros
- Ensure consistency and avoid redundancy with the [Label Select Field macro](#)
- Create custom searches from a button or link with the [Targeted Search Link Macro](#)
- Empower attachment uploads with controlled labeling using the [Upload Attachment Button Macro](#)

Product Support
[Latest Release](#)
[Technical Reference](#)

- [Targeted Search Technical Reference](#)
- [Setting Filter Group Visibility](#)
- [Content Query Macro](#)
- [Information Design](#)

Hidden Rich Link Source

Meet the Product

Part of the [Brikit: The Digital Workplace Design Platform](#), Theme Press works seamlessly with Atlassian Confluence to create well-branded sites that engage users. This translates into more consistent use and improved productivity. The app removes barriers to adoption by letting users make design and content changes without programming. With Theme Press you can transform the look and functionality of your Confluence knowledge bases, intranets, websites, and portals.

How Theme Press works

Theme Press gets you up-to-speed fast and easy. With one click, you can create a new intranet space, complete with example pages to explore and modify.

The app uses easy-to-edit template pages (called [architect pages](#)) that define and format [page elements](#), including separate ones for the [header](#), [footer](#), and [banner](#) areas. These pages can be copied, renamed, modified, and then used as formatting alternatives, for an entire space or on a page-by-page basis. [Menus](#) are also defined by architect pages, and both menu style and choices can be easily customized.

With Theme Press, you have a page (a [layout](#) architect page) that defines the structure of your content display. You can change the layout from a single content block (the Confluence default) to whatever combination of [blocks](#), [columns](#) and [layers](#) suits your content best. With the readily available [Theme Press Control Panel](#), users can define what page elements are visible in the layout, such as [breadcrumbs](#); [page title](#); [likes & labels](#); etc.

Layouts can include pre-configured content and structure so that a user's new pages are consistent with existing content. Using pre-built and easy-to-use code tools ([macros](#)), pages can dynamically include pre-labeled content from across your site in real time. Other macros can do everything from basic formatting to advanced searching—all without knowing code or programming—allowing users to build out rich pages and content easily as they grow more comfortable.

The [Theme Designer](#) lets you engage in theming—working with [color palettes](#), fonts, and logo placements—to visually design pages that best reflect your company's brand. You can move objects such as the search bar, menus, header, footer, page title, and others to create a comfortable, functional, and consistent look-and-feel.

What Theme Press does for Confluence

Once you're using Theme Press to manage your themes, a multitude of options are opened up. Websites are more consistently branded and controlled—becoming friendlier and more engaging to users.

- [Create different layouts](#) to display your content most effectively
 - Showcase content in multiple columns and blocks, instead of a single block
 - Add pre-determined content into a new page based on the layout
- [Manage color palettes](#) to match your visual identity
 - Provide pre-approved palettes for users
 - Allow flexibility but assure consistency and proper usage
- [Make custom font choices](#) to match your needs
- [Change out logos](#) to control your brand
- [Customize menus](#) to provide effective navigation
 - Select from a variety of different menu types to match your needs
- Use expandability to make pages more accessible but still rich with content
 - Expanding blocks open up to reveal
 - Spinning blocks give two sides
- [Design for mobile](#) and accessibility
 - Don't Repeat Yourself—multiple views to the same content
- [Theme Press macros](#) can aggregate and display site content in a variety of ways and control access
 - Display live content from multiple pages
 - Include content from other pages to assure consistency (Don't Repeat Yourself!)
 - Restrict content by user or group