

Brikit Theme Press

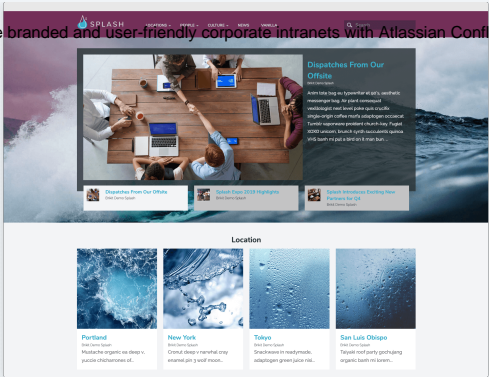


Create branded and user-friendly digital workplaces,
making Atlassian Confluence engaging for everyone.

Carousel Desktop

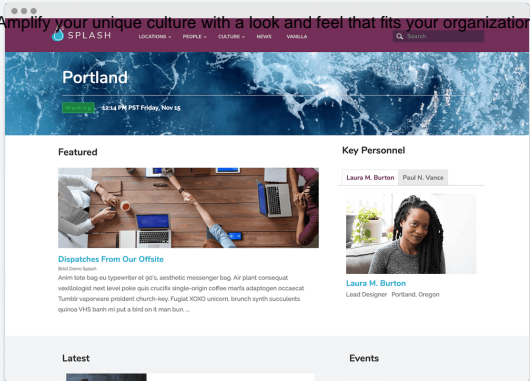
[Link](#)

Create branded and user-friendly corporate intranets with Atlassian Confluence.



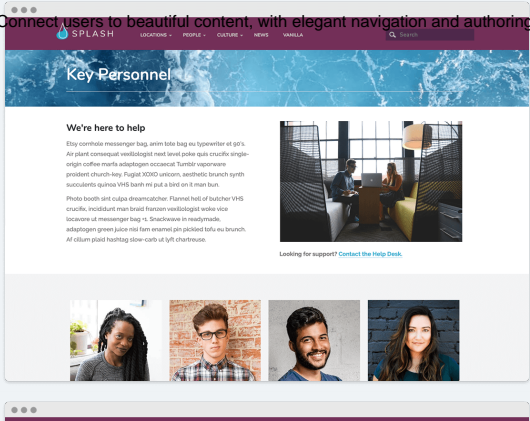
[Link](#)

Amplify your unique culture with a look and feel that fits your organization.



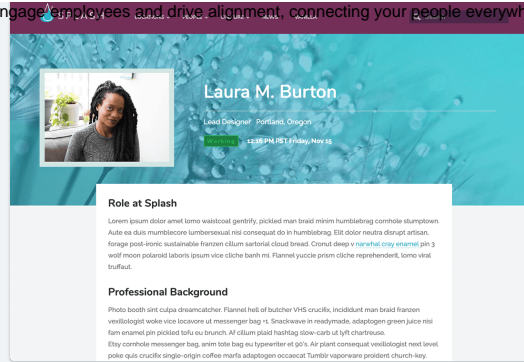
[Link](#)

Connect users to beautiful content, with elegant navigation and authoring.



Engage employees and drive alignment, connecting your people everywhere.

Link

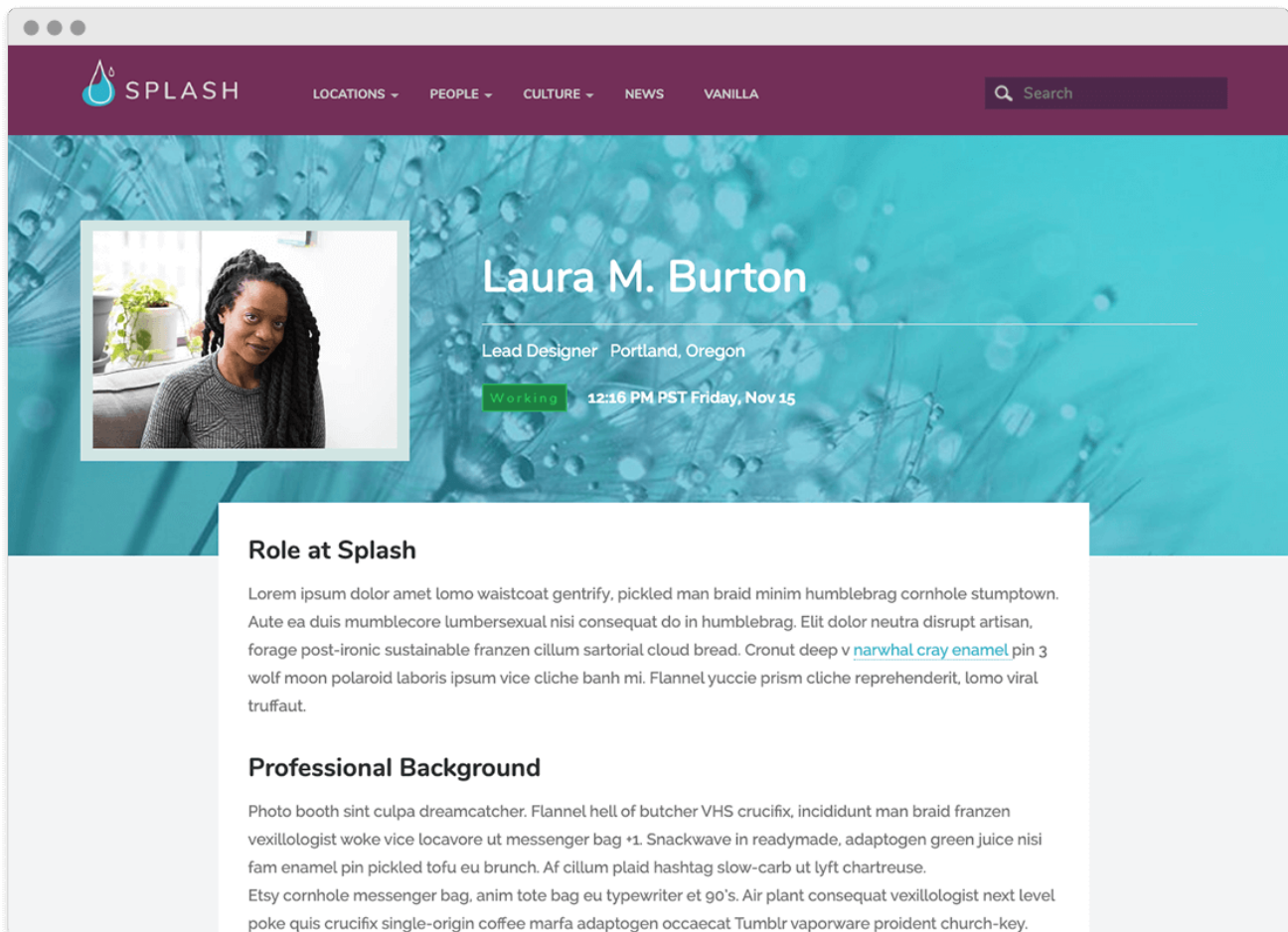


Employee profile card for Laura M. Burton. The card features a teal background with a water droplet pattern. It includes a photo of Laura M. Burton, her name, title (Lead Designer), location (Portland, Oregon), and a status indicator (Working) with a timestamp (12:16 PM PST Friday, Nov 15). Below the photo, there are two sections: 'Role at Splash' and 'Professional Background', both containing placeholder text.


Carousel Mobile

What is Theme Press?

Theme Press works seamlessly with Atlassian Confluence to create on-brand beautifully designed sites that engage users. Build dynamic, interactive homepages that showcase messaging and encourage browsing. Connect users to the right people, information, and processes with easy-to-use navigation and authoring tools. Theme Press removes barriers to adoption by letting users make design and content changes without programming. With Theme Press you can transform the look and functionality of your Confluence knowledge bases, intranets, websites, and portals.



Mobile view of the Splash employee profile. The header features the Splash logo and navigation links: LOCATIONS, PEOPLE, CULTURE, NEWS, and VANILLA. A search bar is located on the right. The main content area displays a large photo of Laura M. Burton, her name, title (Lead Designer), location (Portland, Oregon), and a status indicator (Working) with a timestamp (12:16 PM PST Friday, Nov 15). Below the photo, there are two sections: 'Role at Splash' and 'Professional Background', both containing placeholder text.



How Theme Press Works

Theme Press gets you up-to-speed fast and easy. With one click, you can create a new intranet space, complete with example pages to explore and modify.

Theme Press is an app for creating on-brand beautiful themes (applied site-wide or by space), transforming your existing content and making new content creation easier and more consumable. Additionally, it is a per-page design app, offering highly customizable consumer-grade design functionality.

The app uses easy-to-edit [template pages](#) that define and format page elements, including options for [header](#), [footer](#), and [banner](#) areas. These pages can be copied, renamed, modified, and used as formatting alternatives, for an entire space or on a page-by-page basis.

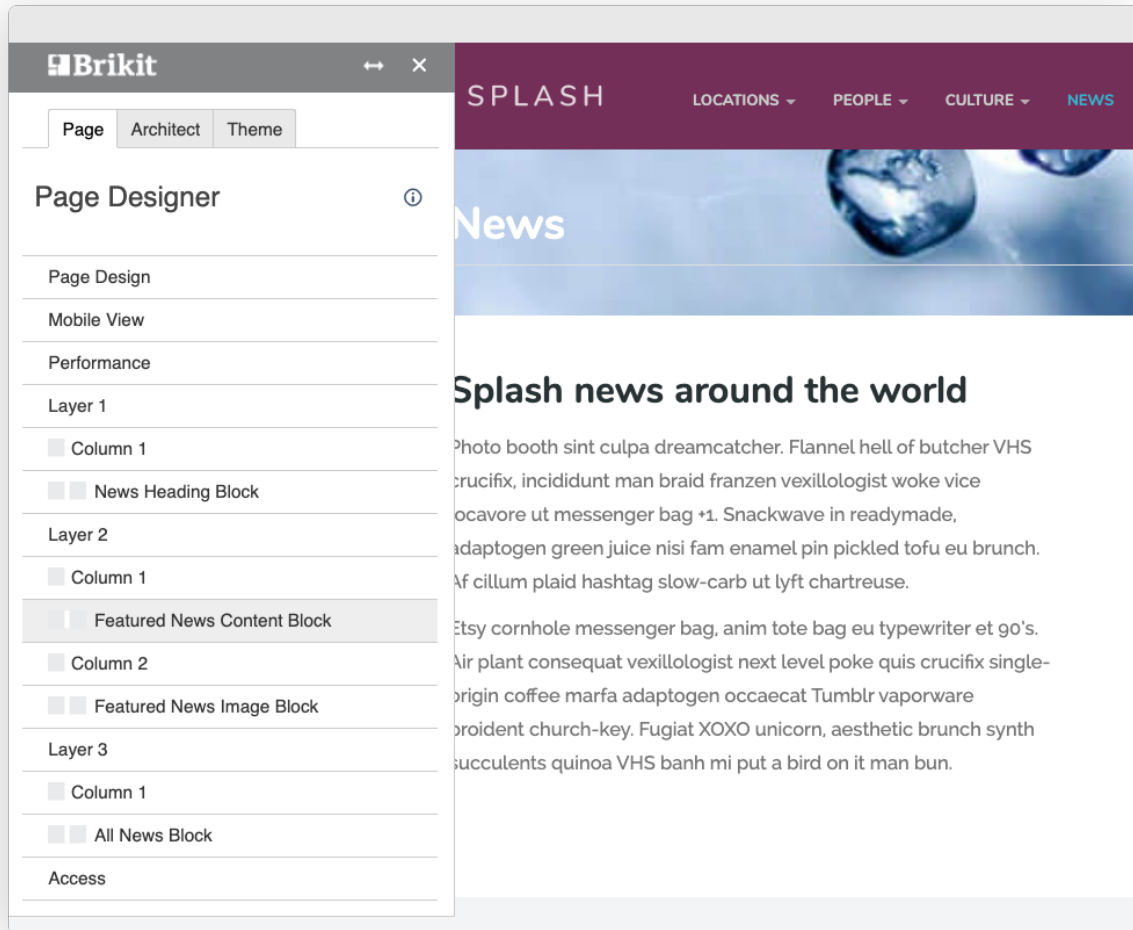
Wondering what Briket Theme Press does for Atlassian Confluence? You're looking at it.

This site was defined using our [Methodology](#), and designed, built, launched and maintained on the [Briket platform](#). #thisisconfluence

What You Can Do

Briket Theme Press provides beautiful, consistently branded site design, allowing content to become friendlier and more accessible to users.

- [Create different layouts](#) to display your content most effectively.
- Arrange content in [multiple columns and blocks](#), instead of a single block, harnessing design hierarchy to help your users find what they need.
- [Manage color palettes](#), font selection, and UI styles to match your visual identity.
- [Change out logos](#) to control your brand.
- [Customize menus](#) to provide effective navigation.
- [Design for mobile](#) and accessibility.
- Implement [Theme Press macros](#) for powerful, controlled content display and access.



Product Support
[Latest Release](#)
[Product Documentation](#)

- [Applying a Theme to a Space](#)
- [Theme Design](#)
- [Enabling and Disabling the Theme Designer](#)
- [Theme Design](#)

Hidden Rich Link Source
Meet the Product

Part of the [Brikkit: The Digital Workplace Design Platform](#), Theme Press works seamlessly with Atlassian Confluence to create well-branded sites that engage users. This translates into more consistent use and improved productivity. The app removes barriers to adoption by letting users make design and content changes without programming. With Theme Press you can transform the look and functionality of your Confluence knowledge bases, intranets, websites, and portals.

How Theme Press works

Theme Press gets you up-to-speed fast and easy. With one click, you can create a new intranet space, complete with example pages to explore and modify.

The app uses easy-to-edit template pages (called [architect pages](#)) that define and format [page elements](#), including separate ones for the [header](#), [footer](#), and [banner](#) areas. These pages can be copied, renamed, modified, and then used as formatting alternatives, for an entire space or on a page-by-page basis. [Menus](#) are also defined by architect pages, and both menu style and choices can be easily customized.

With Theme Press, you have a page (a [layout](#) architect page) that defines the structure of your content display. You can change the layout from a single content block (the Confluence default) to whatever combination of [blocks](#), [columns](#) and [layers](#) suits your content best. With the readily available [Theme Press Control Panel](#), users can define what page elements are visible in the layout, such as [breadcrumbs](#); [page title](#); [likes & labels](#); etc.

Layouts can include pre-configured content and structure so that a user's new pages are consistent with existing content. Using pre-built and easy-to-use code tools ([macros](#)), pages can dynamically include pre-labeled content from across your site in real time. Other macros can do everything from basic formatting to advanced searching—all without knowing code or programming—allowing users to build out rich pages and content easily as they grow more comfortable.

The [Theme Designer](#) lets you engage in theming--working with [color palettes](#), fonts, and logo placements--to visually design pages that best reflect your company's brand. You can move objects such as the search bar, menus, header, footer, page title, and others to create a comfortable, functional, and consistent look-and-feel.

What Theme Press does for Confluence

Once you're using Theme Press to manage your themes, a multitude of options are opened up. Websites are more consistently branded and controlled--becoming friendlier and more engaging to users.

- [Create different layouts](#) to display your content most effectively
 - Showcase content in multiple columns and blocks, instead of a single block
 - Add pre-determined content into a new page based on the layout
- [Manage color palettes](#) to match your visual identity
 - Provide pre-approved palettes for users
 - Allow flexibility but assure consistency and proper usage
- [Make custom font choices](#) to match your needs
- [Change out logos](#) to control your brand
- [Customize menus](#) to provide effective navigation
 - Select from a variety of different menu types to match your needs
- Use expandability to make pages more accessible but still rich with content
 - Expanding blocks open up to reveal
 - Spinning blocks give two sides
- [Design for mobile](#) and accessibility
 - Don't Repeat Yourself--multiple views to the same content
- [Theme Press macros](#) can aggregate and display site content in a variety of ways and control access
 - Display live content from multiple pages
 - Include content from other pages to assure consistency (Don't Repeat Yourself!)
 - Restrict content by user or group